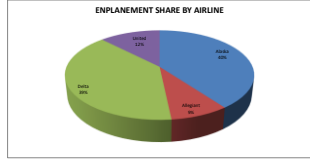
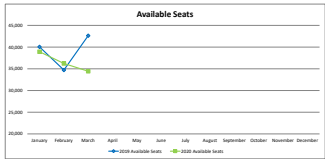


| Enplanements | ALASKA AIRLINES | | | ALLEGANT AIRLINES | | | DELTA AIRLINES | | | UNITED AIRLINES | | | TOTAL | |
|--------------|-----------------|--------|----------|-------------------|-------|----------|----------------|--------|----------|-----------------|-------|----------|-------|------|
| | 2019 | 2020 | % Change | 2019 | 2020 | % Change | 2019 | 2020 | % Change | 2019 | 2020 | % Change | 2019 | 2020 |
| January | 12,681 | 13,823 | 7% | 2,763 | 2,800 | 1% | 12,485 | 13,168 | 5% | 4,684 | 4,413 | -6% | 0 | 38 |
| February | 10,441 | 12,377 | 18% | 2,788 | 2,377 | -14% | 10,647 | 11,953 | 12% | 4,752 | 5,820 | 24% | 25 | 218 |
| March | 13,303 | 5,617 | -58% | 3,744 | 1,555 | -58% | 13,888 | 6,021 | -57% | 5,751 | 1,771 | -69% | 74 | 0 |
| April | | | | | | | | | | | | | | |
| May | | | | | | | | | | | | | | |
| June | | | | | | | | | | | | | | |
| July | | | | | | | | | | | | | | |
| August | | | | | | | | | | | | | | |
| September | | | | | | | | | | | | | | |
| October | | | | | | | | | | | | | | |
| November | | | | | | | | | | | | | | |
| December | | | | | | | | | | | | | | |
| Year To Date | 36,425 | 31,567 | -13% | 9,275 | 6,732 | -27% | 37,020 | 31,143 | -16% | 15,207 | 9,804 | -35% | 326 | 252 |

| | 2019 | TOTAL 2020 | % Change |
|--------------|--------|------------|----------|
| January | 32,613 | 34,204 | 4% |
| February | 28,628 | 30,277 | 6% |
| March | 36,686 | 14,964 | -59% |
| April | | | |
| May | | | |
| June | | | |
| July | | | |
| August | | | |
| September | | | |
| October | | | |
| November | | | |
| December | | | |
| Year To Date | 97,927 | 79,245 | -19% |

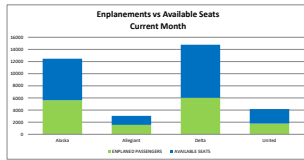


| Available Seats | ALASKA AIRLINES | | | ALLEGANT AIRLINES | | | DELTA AIRLINES | | | UNITED AIRLINES | | | TOTAL | |
|-----------------|-----------------|--------|----------|-------------------|-------|----------|----------------|--------|----------|-----------------|--------|----------|---------|---------|
| | 2019 | 2020 | % Change | 2019 | 2020 | % Change | 2019 | 2020 | % Change | 2019 | 2020 | % Change | 2019 | 2020 |
| January | 15,808 | 15,124 | -4% | 3,123 | 2,976 | -5% | 15,469 | 15,544 | 0% | 5,525 | 5,291 | -4% | 40,255 | 38,915 |
| February | 12,236 | 14,896 | 22% | 3,507 | 2,820 | -20% | 13,233 | 14,188 | 7% | 5,740 | 4,338 | -25% | 34,716 | 36,230 |
| March | 15,580 | 12,464 | -20% | 4,173 | 3,039 | -27% | 16,112 | 14,770 | -8% | 6,766 | 4,365 | -35% | 42,631 | 34,438 |
| April | | | | | | | | | | | | | | |
| May | | | | | | | | | | | | | | |
| June | | | | | | | | | | | | | | |
| July | | | | | | | | | | | | | | |
| August | | | | | | | | | | | | | | |
| September | | | | | | | | | | | | | | |
| October | | | | | | | | | | | | | | |
| November | | | | | | | | | | | | | | |
| December | | | | | | | | | | | | | | |
| Year To Date | 43,624 | 42,464 | -3% | 10,833 | 8,835 | -18% | 48,814 | 44,552 | -9% | 18,131 | 13,782 | -24% | 117,402 | 100,689 |



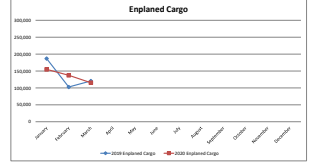
| AIRLINE | 2019 | | LOAD FACTOR |
|--------------|-----------------|---------------------|-------------|
| | AVAILABLE SEATS | ENPLANED PASSENGERS | |
| ALASKA | 15,580 | 13,303 | 85% |
| ALLEGANT | 4,173 | 3,744 | 90% |
| DELTA | 16,112 | 13,888 | 86% |
| UNITED | 6,766 | 5,351 | 79% |
| All AIRLINES | 42,631 | 36,686 | 86% |

| AIRLINE | 2020 | | LOAD FACTOR |
|--------------|-----------------|---------------------|-------------|
| | AVAILABLE SEATS | ENPLANED PASSENGERS | |
| ALASKA | 12,464 | 5,617 | 45% |
| ALLEGANT | 3,039 | 1,555 | 51% |
| DELTA | 14,770 | 6,021 | 41% |
| UNITED | 4,365 | 1,771 | 40% |
| All AIRLINES | 34,638 | 14,964 | 43% |



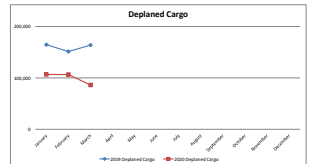
| Enplaned Cargo | ALASKA AIRLINES | | | ALLEGANT AIRLINES | | | DELTA AIRLINES | | | UNITED AIRLINES | | |
|----------------|-----------------|-------|----------|-------------------|---------|----------|----------------|---------|----------|-----------------|------|----------|
| | 2019 | 2020 | % Change | 2019 | 2020 | % Change | 2019 | 2020 | % Change | 2019 | 2020 | % Change |
| January | 1,225 | 1,068 | -13% | 144,702 | 81,266 | -44% | 40,956 | 72,517 | 77% | | | |
| February | 925 | 1,225 | 32% | 72,645 | 67,368 | -7% | 20,192 | 68,889 | 340% | | | |
| March | 1,221 | 1,039 | -15% | 73,510 | 64,618 | -12% | 45,798 | 49,716 | 9% | | | |
| April | | | | | | | | | | | | |
| May | | | | | | | | | | | | |
| June | | | | | | | | | | | | |
| July | | | | | | | | | | | | |
| August | | | | | | | | | | | | |
| September | | | | | | | | | | | | |
| October | | | | | | | | | | | | |
| November | | | | | | | | | | | | |
| December | | | | | | | | | | | | |
| Year To Date | 3,371 | 3,332 | -1% | 290,857 | 213,252 | -27% | 115,946 | 281,132 | 243% | | | |

| Enplaned Cargo | 2019 | TOTAL 2020 | % Change |
|----------------|---------|------------|----------|
| | January | 186,889 | 154,891 |
| February | 102,762 | 137,482 | 34% |
| March | 128,529 | 115,173 | -10% |
| April | | | |
| May | | | |
| June | | | |
| July | | | |
| August | | | |
| September | | | |
| October | | | |
| November | | | |
| December | | | |
| Year To Date | 418,178 | 407,746 | -3% |



| Enplaned Cargo | ALASKA AIRLINES | | | ALLEGANT AIRLINES | | | DELTA AIRLINES | | | UNITED AIRLINES | | |
|----------------|-----------------|--------|----------|-------------------|---------|----------|----------------|---------|----------|-----------------|------|----------|
| | 2019 | 2020 | % Change | 2019 | 2020 | % Change | 2019 | 2020 | % Change | 2019 | 2020 | % Change |
| January | 4,295 | 5,649 | 32% | 65,219 | 48,923 | -25% | 95,100 | 52,109 | -45% | | | |
| February | 5,131 | 7,200 | 40% | 55,469 | 42,619 | -23% | 90,745 | 56,713 | -38% | | | |
| March | 5,465 | 4,639 | -15% | 65,506 | 44,292 | -27% | 97,959 | 37,334 | -62% | | | |
| April | | | | | | | | | | | | |
| May | | | | | | | | | | | | |
| June | | | | | | | | | | | | |
| July | | | | | | | | | | | | |
| August | | | | | | | | | | | | |
| September | | | | | | | | | | | | |
| October | | | | | | | | | | | | |
| November | | | | | | | | | | | | |
| December | | | | | | | | | | | | |
| Year To Date | 14,891 | 17,478 | 18% | 181,133 | 135,834 | -25% | 283,894 | 146,156 | -49% | | | |

| Deplaned Cargo | 2019 | TOTAL 2020 | % Change |
|----------------|---------|------------|----------|
| | January | 164,708 | 106,683 |
| February | 151,279 | 106,622 | -30% |
| March | 163,930 | 86,265 | -47% |
| April | | | |
| May | | | |
| June | | | |
| July | | | |
| August | | | |
| September | | | |
| October | | | |
| November | | | |
| December | | | |
| Year To Date | 479,913 | 299,568 | -38% |



| Aircraft Operations | 2019 | TOTAL 2020 | % Change |
|---------------------|---------|------------|----------|
| | January | 3,437 | 4,384 |
| February | 2,833 | 4,589 | 62% |
| March | 4,720 | 3,770 | -20% |
| April | | | |
| May | | | |
| June | | | |
| July | | | |
| August | | | |
| September | | | |
| October | | | |
| November | | | |
| December | | | |
| Year To Date | 10,990 | 12,743 | 16% |

