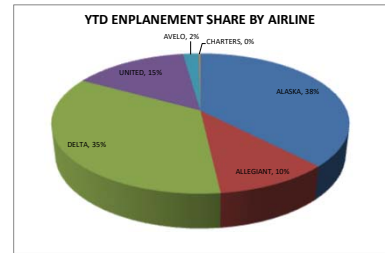
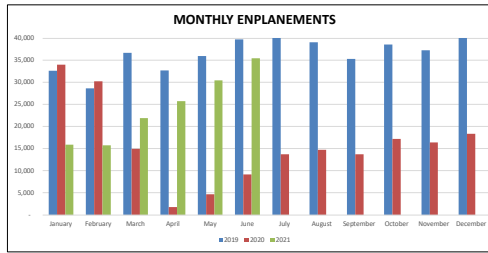


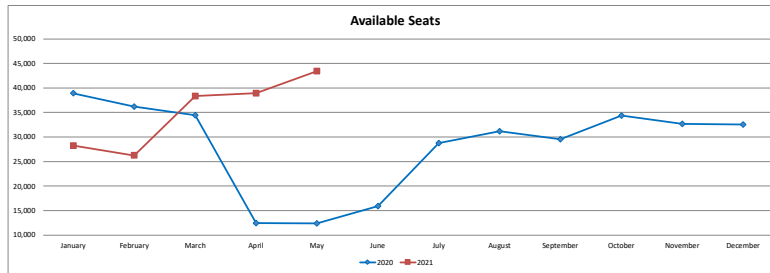
**TRI-CITIES AIRPORT
MONTHLY AIRLINE ACTIVITY REPORT
JUNE 2021**

Enplanements	ALASKA			ALLEGIANT			DELTA			UNITED			AVELO			CHARTERS	
	2020	2021	% Change	2020	2021	% Change	2020	2021	% Change	2020	2021	% Change	2020	2021	% Change	2020	2021
January	13,623	5,637	-59%	2,800	2,033	-27%	13,168	5,684	-57%	4,413	2,536	-43%				38	32
February	12,327	6,669	-46%	2,377	1,746	-27%	11,953	4,893	-59%	3,620	2,405	-34%				219	0
March	5,617	9,063	61%	1,555	2,480	59%	6,021	7,398	23%	1,771	2,943	66%				0	32
April	432	11,036	2455%	292	2,520	763%	805	8,495	955%	227	3,567	1471%	Start			0	95
May	1,343	10,557	686%	1,278	2,333	83%	1,678	11,694	597%	372	4,731	1172%	4/29/2021	98		0	114
June	2,897	11,818	308%	2,592	4,194	62%	3,211	12,382	286%	481	5,315	1005%		1132		13	38
Year To Date	36,239	54,780	51%	10,894	15,306	40%	36,836	50,546	37%	10,884	21,497	98%		3,012		270	311

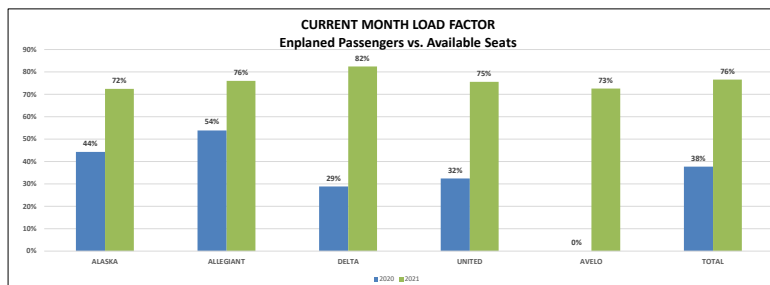
Total Enplanements	2019	2020	2021	Current Year
				% Change
January	32,613	34,004	15,890	-53%
February	28,628	30,277	15,713	-48%
March	36,686	14,964	21,884	46%
April	32,743	1,756	25,716	1364%
May	35,973	4,671	30,447	552%
June	39,711	9,181	35,491	287%
Year To Date	206,354	94,853	145,141	53%



Available Seats	ALASKA			ALLEGIANT			DELTA			UNITED			AVELO			TOTAL	
	2020	2021	% Change	2020	2021	% Change	2020	2021	% Change	2020	2021	% Change	2020	2021	% Change	2020	2021
January	15,124	9,728	-36%	2,976	3,372	13%	15,544	10,954	-30%	5,291	4,200	-21%				38,935	28,254
February	14,896	10,260	-31%	2,820	2,643	-6%	14,188	9,450	-33%	4,326	3,920	-9%				36,230	26,273
March	12,464	15,276	23%	3,039	4,017	32%	14,770	15,100	2%	4,165	3,950	-5%				34,438	38,343
April	3,040	15,732	418%	1,416	3,705	162%	6,126	15,066	146%	1,846	4,250	130%	Start			12,428	38,942
May	3,040	16,340	438%	2,373	3,309	39%	5,822	15,662	169%	1,150	5,722	398%	4/28/2021	189		12,385	43,490
June	3,040	16,340	438%	4,068	5,526	36%	7,992	15,028	88%	800	7,044	781%		2457		15,900	46,395
Year To Date	51,604	83,676	62%	16,692	22,572	35%	64,442	81,260	26%	17,578	29,086	65%		5,103		150,316	221,697



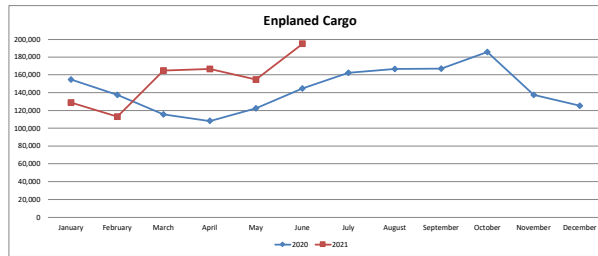
Load Factor	ALASKA			ALLEGIANT			DELTA			UNITED			AVELO			TOTAL	
	2020	2021	% Change	2020	2021	% Change	2020	2021	% Change	2020	2021	% Change	2020	2021	% Change	2020	2021
January	90%	58%	-32%	94%	60%	-34%	85%	52%	-33%	83%	60%	-23%				87%	56%
February	83%	65%	-18%	84%	66%	-18%	84%	52%	-32%	84%	61%	-22%				84%	60%
March	45%	59%	14%	51%	62%	11%	41%	49%	8%	43%	75%	32%				43%	57%
April	14%	70%	56%	21%	68%	47%	13%	56%	43%	12%	84%	72%	Start			14%	66%
May	44%	65%	20%	54%	71%	17%	29%	75%	46%	32%	83%	50%	4/28/2021	0%	52%	52%	
June	95%	72%	-23%	64%	76%	12%	40%	82%	42%	60%	75%	15%		46%	46%	38%	70%
Year To Date														73%	73%	58%	76%



**TRI-CITIES AIRPORT
MONTHLY AIRLINE ACTIVITY REPORT
JUNE 2021**

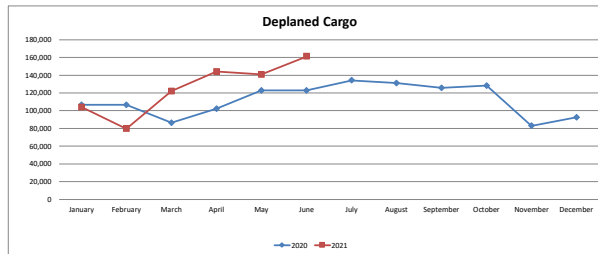
Enplaned Cargo	ALASKA AIRLINES			FEDEX/Empire			UPS/Amerflight		
	2020	2021	%Change	2020	2021	%Change	2020	2021	%Change
January	1,068	754	-29%	81,306	64,938	-20%	72,517	63,228	-13%
February	1,225	3,063	150%	67,368	52,083	-23%	68,889	58,032	-16%
March	1,039	2,400	131%	64,618	78,650	22%	49,716	83,588	68%
April	200	1,157	479%	51,169	79,026	54%	56,911	86,385	52%
May	87	1,780	1946%	57,024	75,222	32%	65,138	77,740	19%
June	604	1,739	188%	67,870	89,008	31%	76,111	104,262	37%
Year To Date	4,223	10,893	158%	389,355	438,927	13%	389,282	473,235	22%

Enplaned Cargo	2020	TOTAL 2021	%Change
January	154,891	128,920	-17%
February	137,482	113,178	-18%
March	115,373	164,638	43%
April	108,280	166,568	54%
May	122,249	154,742	27%
June	144,585	195,009	35%
Year To Date	782,860	923,055	18%



Deplaned Cargo	ALASKA AIRLINES			FEDEX/Empire			UPS/Amerflight		
	2020	2021	%Change	2020	2021	%Change	2020	2021	%Change
January	5,649	5,107	-10%	48,923	51,236	5%	52,109	47,730	-9%
February	7,290	8,353	15%	42,619	38,277	-10%	56,713	33,238	-41%
March	4,639	6,493	40%	44,292	49,976	13%	37,334	65,836	76%
April	3,234	5,515	71%	50,671	74,943	48%	48,475	63,644	31%
May	6,016	9,661	61%	55,708	52,313	-6%	61,209	78,881	29%
June	5,203	6,385	23%	50,865	66,553	31%	66,750	88,517	33%
Year To Date	32,031	41,514	30%	293,078	333,298	14%	322,590	377,846	17%

Deplaned Cargo	2020	TOTAL 2021	%Change
January	106,681	104,073	-2%
February	106,622	79,868	-25%
March	86,265	122,305	42%
April	102,380	144,102	41%
May	122,933	140,855	15%
June	122,818	161,455	31%
Year To Date	647,699	752,658	16%



Tower Operations	2020	TOTAL 2021	%Change
	January	4,384	4,259
February	4,589	3,336	-27%
March	3,770	5,542	47%
April	1,824	5,697	212%
May	3,894	5,640	45%
June	4,580	6,046	32%
Year To Date	23,041	30,520	32%

