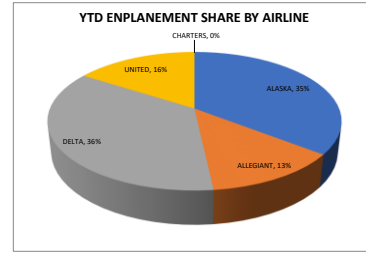
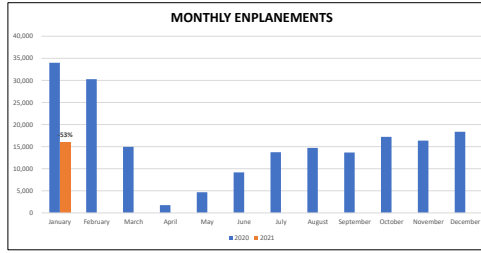


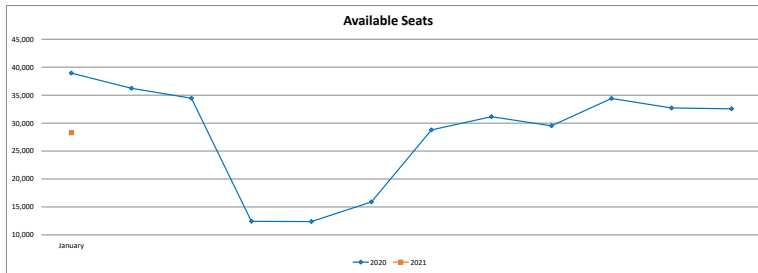
**TRI-CITIES AIRPORT  
MONTHLY AIRLINE ACTIVITY REPORT  
JANUARY 2021**

Enplanements	ALASKA			ALLEGIAN			DELTA			UNITED			CHARTERS	
	2020	2021	% Change	2020	2021	% Change	2020	2021	% Change	2020	2021	% Change	2020	2021
January	13,623	5,637	-59%	2,800	2,033	-27%	13,168	5,684	-57%	4,413	2,536	-43%	38	0
February														
March														
April														
May														
June														
July														
August														
September														
October														
November														
December														
Year To Date	13,623	5,637	-59%	2,800	2,033	-27%	13,168	5,684	-57%	4,413	2,536	-43%	38	0

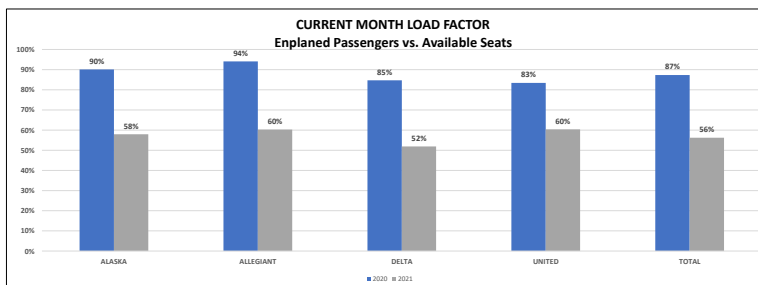
Total Enplanements	2020	2021	% Change
January	34,004	15,890	-53%
Year To Date	34,004	15,890	-53%



Available Seats	ALASKA			ALLEGIAN			DELTA			UNITED			TOTAL		
	2020	2021	% Change	2020	2021	% Change	2020	2021	% Change	2020	2021	% Change	2020	2021	% Change
January	15,124	9,728	-36%	2,976	3,372	13%	15,544	10,954	-30%	5,291	4,200	-21%	38,935	28,254	-27%
Year To Date	15,124	9,728	-36%	2,976	3,372	13%	15,544	10,954	-30%	5,291	4,200	-21%	38,935	28,254	-27%



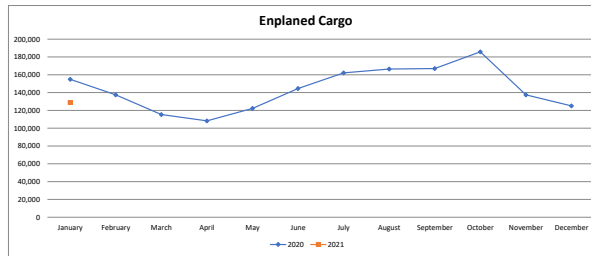
Load Factor	ALASKA			ALLEGIAN			DELTA			UNITED			TOTAL		
	2020	2021	% Change	2020	2021	% Change	2020	2021	% Change	2020	2021	% Change	2020	2021	% Change
January	90%	58%	-32%	94%	60%	-34%	85%	52%	-33%	83%	60%	-23%	87%	56%	-31%



**TRI-CITIES AIRPORT  
MONTHLY AIRLINE ACTIVITY REPORT  
JANUARY 2021**

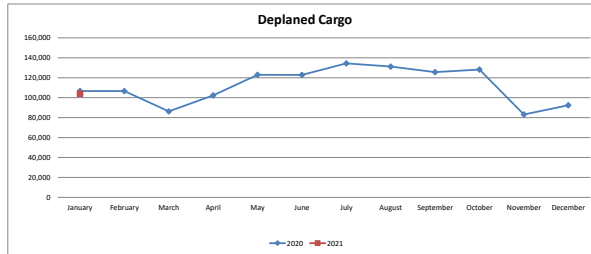
Enplaned Cargo	ALASKA AIRLINES			FEDEX/Empire			UPS/Ameriflight		
	2020	2021	%Change	2020	2021	%Change	2020	2021	%Change
January	1,068	754	-29%	81,306	64,938	-20%	72,517	63,228	-13%
February									
March									
April									
May									
June									
July									
August									
September									
October									
November									
December									
Year To Date	1,068	754	-29%	81,306	64,938	-20%	72,517	63,228	-13%

Enplaned Cargo	2020	TOTAL 2021	%Change
January	154,891	128,920	-17%
February			
March			
April			
May			
June			
July			
August			
September			
October			
November			
December			
Year To Date	154,891	128,920	-17%



Deplaned Cargo	ALASKA AIRLINES			FEDEX/Empire			UPS/Ameriflight		
	2020	2021	%Change	2020	2021	%Change	2020	2021	%Change
January	5,649	5,107	-10%	48,923	51,236	5%	52,109	47,730	-8%
February									
March									
April									
May									
June									
July									
August									
September									
October									
November									
December									
Year To Date	5,649	5,107	-10%	48,923	51,236	5%	52,109	47,730	-8%

Deplaned Cargo	2020	TOTAL 2021	%Change
January	106,681	104,073	-2%
February			
March			
April			
May			
June			
July			
August			
September			
October			
November			
December			
Year To Date	106,681	104,073	-2%



Tower Operations	2020	TOTAL 2021	%Change
January	4,384	4,259	-3%
February			
March			
April			
May			
June			
July			
August			
September			
October			
November			
December			
Year To Date	4,384	4,259	-3%

