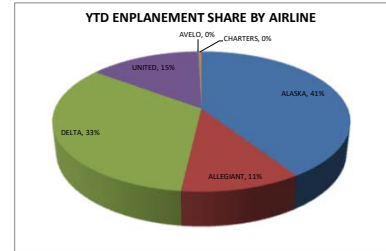
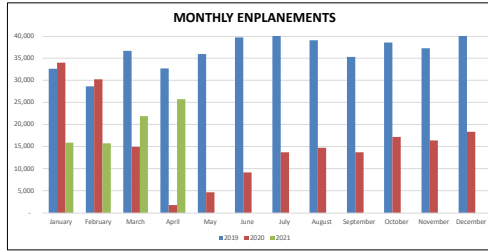


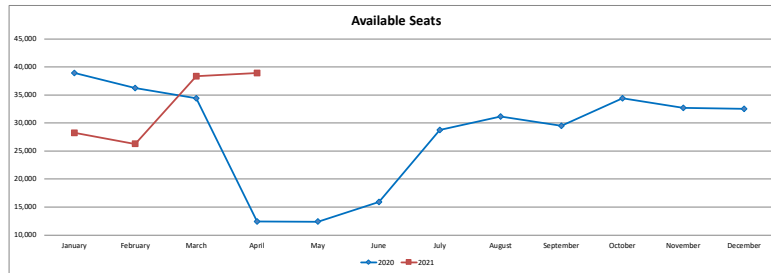
**TRI-CITIES AIRPORT  
MONTHLY AIRLINE ACTIVITY REPORT  
APRIL 2021**

Enplanements	ALASKA			ALLEGIAN			DELTA			UNITED			AVELO			CHARTERS	
	2020	2021	% Change	2020	2021	% Change	2020	2021	% Change	2020	2021	% Change	2020	2021	% Change	2020	2021
January	13,623	5,637	-59%	2,800	2,033	-27%	13,168	5,684	-57%	4,413	2,536	-43%				38	32
February	12,327	6,669	-46%	2,377	1,746	-27%	11,953	4,893	-59%	3,620	2,405	-34%				219	0
March	5,617	9,063	61%	1,555	2,480	59%	6,021	7,398	23%	1,771	2,943	66%				0	32
April	432	11,036	2455%	292	2,520	763%	805	8,495	955%	227	3,567	1471%	Start 4/29/2021	98		0	95
<b>Year To Date</b>	<b>31,999</b>	<b>32,405</b>	<b>1%</b>	<b>7,024</b>	<b>8,779</b>	<b>25%</b>	<b>31,947</b>	<b>26,470</b>	<b>-17%</b>	<b>10,031</b>	<b>11,451</b>	<b>14%</b>				<b>257</b>	<b>159</b>

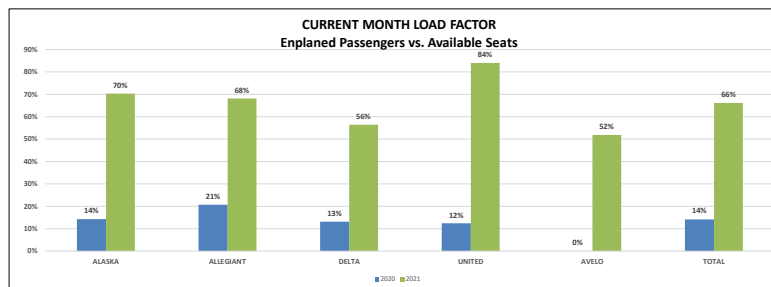
Total Enplanements	2019	2020	2021	Current Year
				% Change
January	32,613	34,004	15,890	-53%
February	28,628	30,277	15,713	-48%
March	36,686	14,964	21,884	46%
April	32,743	1,756	25,716	1364%
<b>Year To Date</b>	<b>130,670</b>	<b>81,001</b>	<b>79,203</b>	<b>-2%</b>



Available Seats	ALASKA			ALLEGIAN			DELTA			UNITED			AVELO			TOTAL		
	2020	2021	% Change	2020	2021	% Change	2020	2021	% Change	2020	2021	% Change	2020	2021	% Change	2020	2021	% Change
January	15,124	9,728	-36%	2,976	3,372	13%	15,544	10,954	-30%	5,291	4,200	-21%				38,935	28,254	-27%
February	14,896	10,260	-31%	2,820	2,643	-6%	14,188	9,450	-33%	4,326	3,920	-9%				36,230	26,273	-27%
March	12,464	15,276	23%	3,039	4,017	32%	14,770	15,100	2%	4,165	3,950	-5%				34,438	38,343	11%
April	3,040	15,732	418%	1,416	3,705	162%	6,126	15,066	146%	1,846	4,250	130%	Start 4/28/2021	189		12,428	38,942	213%
<b>Year To Date</b>	<b>45,524</b>	<b>50,996</b>	<b>12%</b>	<b>10,251</b>	<b>13,737</b>	<b>34%</b>	<b>50,628</b>	<b>50,570</b>	<b>0%</b>	<b>15,628</b>	<b>16,320</b>	<b>4%</b>				<b>122,031</b>	<b>131,812</b>	<b>8%</b>



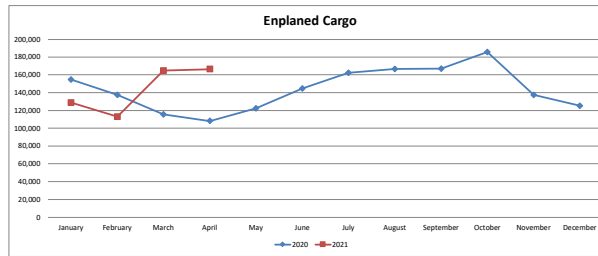
Load Factor	ALASKA			ALLEGIAN			DELTA			UNITED			AVELO			TOTAL			
	2020	2021	% Change	2020	2021	% Change	2020	2021	% Change	2020	2021	% Change	2020	2021	% Change	2020	2021	% Change	
January	90%	58%	-32%	94%	60%	-34%	85%	52%	-33%	83%	60%	-23%				87%	56%	-31%	
February	83%	65%	-18%	84%	66%	-18%	84%	52%	-32%	84%	61%	-22%				84%	60%	-24%	
March	45%	59%	14%	51%	62%	11%	41%	49%	8%	43%	75%	32%				43%	57%	14%	
April	14%	70%	56%	21%	68%	47%	13%	56%	43%	12%	84%	72%	Start 4/28/2021	0%	52%	52%	14%	66%	52%



**TRI-CITIES AIRPORT  
MONTHLY AIRLINE ACTIVITY REPORT  
APRIL 2021**

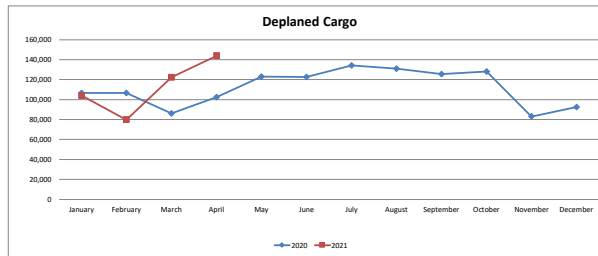
Enplaned Cargo	ALASKA AIRLINES			FEDEX/Empire			UPS/Amerflight		
	2020	2021	%Change	2020	2021	%Change	2020	2021	%Change
January	1,068	754	-29%	81,306	64,938	-20%	72,517	63,228	-13%
February	1,225	3,063	150%	67,368	52,083	-23%	68,889	58,032	-16%
March	1,039	2,400	131%	64,618	78,650	22%	49,716	83,588	68%
April	200	1,157	479%	51,169	79,026	54%	56,911	86,385	52%
<b>Year To Date</b>	<b>3,532</b>	<b>7,374</b>	<b>109%</b>	<b>264,461</b>	<b>274,697</b>	<b>4%</b>	<b>248,033</b>	<b>291,233</b>	<b>17%</b>

Enplaned Cargo	2020	TOTAL 2021	%Change
January	154,891	128,920	-17%
February	137,482	113,178	-18%
March	115,373	164,638	43%
April	108,280	166,568	54%
<b>Year To Date</b>	<b>516,026</b>	<b>573,304</b>	<b>11%</b>



Deplaned Cargo	ALASKA AIRLINES			FEDEX/Empire			UPS/Amerflight		
	2020	2021	%Change	2020	2021	%Change	2020	2021	%Change
January	5,649	5,107	-10%	48,923	51,236	5%	52,109	47,730	-9%
February	7,290	8,353	15%	42,619	38,277	-10%	56,713	33,238	-41%
March	4,639	6,493	40%	44,292	49,976	13%	37,334	65,836	76%
April	3,234	5,515	71%	50,671	74,943	48%	48,475	63,644	31%
<b>Year To Date</b>	<b>20,812</b>	<b>25,468</b>	<b>22%</b>	<b>186,505</b>	<b>214,432</b>	<b>15%</b>	<b>194,631</b>	<b>210,448</b>	<b>8%</b>

Deplaned Cargo	2020	TOTAL 2021	%Change
January	106,681	104,073	-2%
February	106,622	79,868	-25%
March	86,265	122,305	42%
April	102,380	144,102	41%
<b>Year To Date</b>	<b>401,948</b>	<b>450,348</b>	<b>12%</b>



Tower Operations	2020	TOTAL 2021	%Change
	January	4,384	4,259
February	4,589	3,336	-27%
March	3,770	5,542	47%
April	1,824	5,697	212%
<b>Year To Date</b>	<b>14,567</b>	<b>18,834</b>	<b>29%</b>

