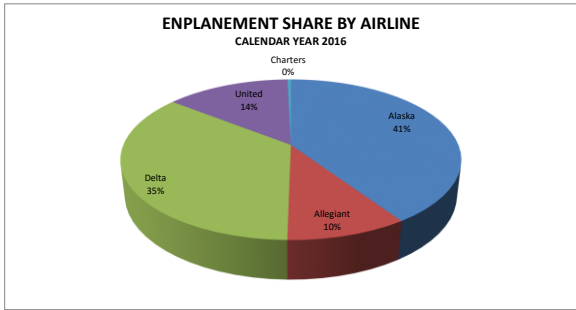
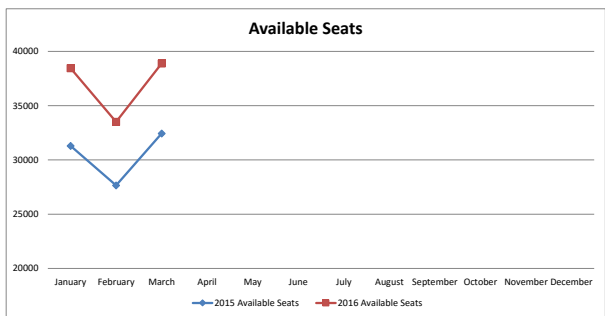


Enplanements	ALASKA AIRLINES			ALLEGiant AIRLINES			DELTA AIRLINES			UNITED AIRLINES			CHARTERS	
	2015	2016	% Change	2015	2016	% Change	2015	2016	% Change	2015	2016	% Change	2015	2016
January	11538	12311	7%	2815	2711	-4%	7528	9702	29%	3993	3926	-2%	255	91
February	10037	11018	10%	2595	2592	0%	7094	8924	26%	3359	3224	-4%	142	159
March	11611	10962	-6%	3126	2904	-7%	8346	11205	34%	5345	4729	-12%	208	66
April														
May														
June														
July														
August														
September														
October														
November														
December														
Year To Date	33186	34291	3%	8536	8207	-4%	22968	29831	30%	12697	11879	-6%	605	316

	2015	TOTAL 2016	% Change
January	26129	28741	10%
February	23227	25917	12%
March	28636	29866	4%
April			
May			
June			
July			
August			
September			
October			
November			
December			
Year To Date	77992	84524	8%



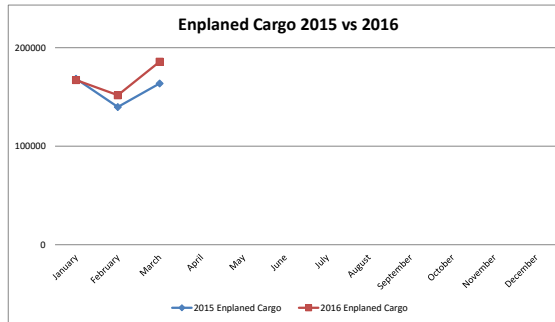
Available Seats	ALASKA AIRLINES			ALLEGiant AIRLINES			DELTA AIRLINES			UNITED AIRLINES			TOTAL		
	2015	2016	% Change	2015	2016	% Change	2015	2016	% Change	2015	2016	% Change	2015	2016	% Change
January	13680	15808	16%	3168	3316	5%	9654	14099	46%	4794	5230	9%	31296	38453	23%
February	11856	14820	25%	2998	2828	-6%	8884	11799	33%	3916	4062	4%	27654	33509	21%
March	13528	15428	14%	3310	3124	-6%	9514	14540	53%	6086	5800	-5%	32438	38892	20%
April															
May															
June															
July															
August															
September															
October															
November															
December															
Year To Date	39064	46056	18%	9476	9268	-2%	28052	40438	44%	14796	15092	2%	91388	110854	21%



AIRLINE	2015			2016		
	AVAILABLE SEATS	ENPLANED PAX	LOAD FACTOR	AVAILABLE SEATS	ENPLANED PAX	LOAD FACTOR
ALASKA	13528	11611	86%	15428	10962	71%
ALLEGiant	3310	3126	94%	3124	2904	93%
DELTA	9514	8346	88%	14540	11205	77%
UNITED	6086	5345	88%	5800	4729	82%
ALL AIRLINES	32438	28428	88%	38892	29800	77%

Enplaned Cargo	ALASKA AIRLINES			FEDEX			UPS		
	2015	2016	%Change	2015	2016	%Change	2015	2016	%Change
January	2982	2739	-8%	127620	128453	1%	37914	36038	-5%
February	2096	2671	27%	108172	115931	7%	29545	33213	12%
March	2480	2769	12%	129425	144127	11%	31780	38899	22%
April									
May									
June									
July									
August									
September									
October									
November									
December									
Year To Date	7558	8179	8%	365217	388511	6%	99239	108150	9%

Enplaned Cargo	2015	TOTAL 2016	%Change
January	168516	167230	-1%
February	139813	151815	9%
March	163685	185795	14%
April			
May			
June			
July			
August			
September			
October			
November			
December			
Year To Date	472014	504840	7%



Deplaned Cargo	ALASKA AIRLINES			FEDEX			UPS		
	2015	2016	%Change	2015	2016	%Change	2015	2016	%Change
January	7286	7757	6%	97558	106873	10%	96850	84603	-13%
February	9610	8760	-9%	91255	90126	-1%	76283	80259	5%
March	7663	5976	-22%	99607	106056	6%	90353	95968	6%
April									
May									
June									
July									
August									
September									
October									
November									
December									
Year To Date	24559	22493	-8%	288420	303055	5%	263486	260830	-1%

Deplaned Cargo	2015	TOTAL 2016	%Change
January	201694	199233	-1%
February	177148	179145	1%
March	197623	208000	5%
April			
May			
June			
July			
August			
September			
October			
November			
December			
Year To Date	576465	586378	2%

