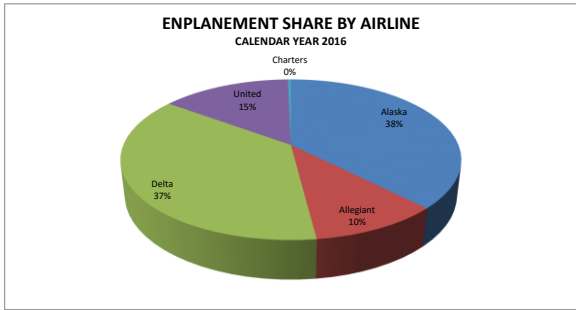


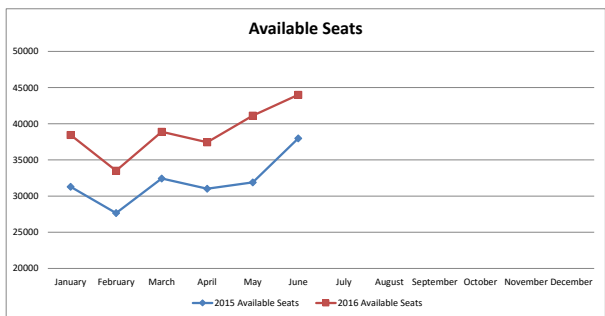
TRI-CITIES AIRPORT
AIRLINE PASSENGER COMPARISON
CALENDAR YEAR 2016

Enplanements	ALASKA AIRLINES			ALLEGIAIR AIRLINES			DELTA AIRLINES			UNITED AIRLINES			CHARTERS	
	2015	2016	% Change	2015	2016	% Change	2015	2016	% Change	2015	2016	% Change	2015	2016
January	11538	12311	7%	2815	2711	-4%	7528	9702	29%	3993	3926	-2%	255	91
February	10037	11018	10%	2595	2592	0%	7094	8924	26%	3359	3224	-4%	142	159
March	11611	10962	-6%	3126	2904	-7%	8346	11205	34%	5345	4729	-12%	208	66
April	10146	10543	4%	2681	2423	-10%	8364	10933	31%	4391	4942	13%	44	144
May	11145	10897	-2%	3198	2949	-8%	8623	11991	39%	3965	5162	30%	0	0
June	11874	11665	-2%	5222	5158	-1%	10510	13713	30%	4156	4326	4%	0	119
July														
August														
September														
October														
November														
December														
Year To Date	66351	67396	2%	19637	18737	-5%	50465	66468	32%	25209	26309	4%	649	579

	2015	TOTAL 2016	% Change
January	26129	28741	10%
February	23227	25917	12%
March	28636	29866	4%
April	25626	28985	13%
May	26931	30999	15%
June	31762	34981	10%
July			
August			
September			
October			
November			
December			
Year To Date	162311	179489	11%



Available Seats	ALASKA AIRLINES			ALLEGIAIR AIRLINES			DELTA AIRLINES			UNITED AIRLINES			TOTAL		
	2015	2016	% Change	2015	2016	% Change	2015	2016	% Change	2015	2016	% Change	2015	2016	% Change
January	13680	15808	16%	3168	3316	5%	9654	14099	46%	4794	5230	9%	31296	38453	23%
February	11856	14820	25%	2998	2828	-6%	8884	11799	33%	3916	4062	4%	27654	33509	21%
March	13528	15428	14%	3310	3124	-6%	9514	14540	53%	6086	5800	-5%	32438	38892	20%
April	13072	14516	11%	3332	2788	-16%	9516	13940	46%	5102	6202	22%	31022	37446	21%
May	13224	14972	13%	3670	3636	-1%	10465	16119	54%	4544	6398	41%	31903	41125	29%
June	15352	15428	0%	5834	5908	1%	12231	17724	45%	4564	4944	8%	37981	44004	16%
July															
August															
September															
October															
November															
December															
Year To Date	80712	90972	13%	22312	21600	-3%	60264	88221	46%	29006	32636	13%	192294	233429	21%

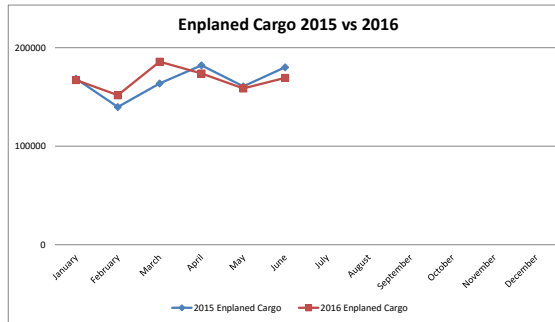


AIRLINE	2015		
	AVAILABLE SEATS	ENPLANED PAX	LOAD FACTOR
ALASKA	15352	11874	77%
ALLEGIAIR	5834	5222	90%
DELTA	12231	10510	86%
UNITED	4564	4156	91%
ALL AIRLINES	37981	31762	84%

AIRLINE	2016		
	AVAILABLE SEATS	ENPLANED PAX	LOAD FACTOR
ALASKA	15428	11665	76%
ALLEGIAIR	5908	5158	87%
DELTA	17724	13713	77%
UNITED	4944	4326	88%
ALL AIRLINES	44004	34862	79%

Enplaned Cargo	ALASKA AIRLINES			FEDEX			UPS		
	2015	2016	%Change	2015	2016	%Change	2015	2016	%Change
January	2982	2739	-8%	127620	128453	1%	37914	36038	-5%
February	2096	2671	27%	108172	115931	7%	29545	33213	12%
March	2480	2769	12%	129425	144127	11%	31780	38899	22%
April	2579	1724	-33%	147040	135395	-8%	32451	36752	13%
May	3953	2620	-34%	122811	125262	2%	33963	30779	-9%
June	3163	2445	-23%	147044	130582	-11%	29914	36339	21%
July									
August									
September									
October									
November									
December									
Year To Date	17253	14968	-13%	782112	779750	0%	195567	212020	8%

Enplaned Cargo	2015	TOTAL 2016	%Change
January	168516	167230	-1%
February	139813	151815	9%
March	163685	185795	14%
April	182070	173871	-5%
May	160727	158661	-1%
June	180121	169366	-6%
July			
August			
September			
October			
November			
December			
Year To Date	994932	1006738	1%



Deplaned Cargo	ALASKA AIRLINES			FEDEX			UPS		
	2015	2016	%Change	2015	2016	%Change	2015	2016	%Change
January	7286	7757	6%	97558	106873	10%	96850	84603	-13%
February	9610	8760	-9%	91255	90126	-1%	76283	80259	5%
March	7663	5976	-22%	99607	106056	6%	90353	95968	6%
April	7036	6258	-11%	133865	69457	-48%	84961	83691	-1%
May	11098	9762	-12%	105377	66487	-37%	92026	88486	-4%
June	7447	6900	-7%	88681	67424	-24%	92473	105043	14%
July									
August									
September									
October									
November									
December									
Year To Date	50140	45413	-9%	616343	506423	-18%	532946	538050	1%

Deplaned Cargo	2015	TOTAL 2016	%Change
January	201694	199233	-1%
February	177148	179145	1%
March	197623	208000	5%
April	225862	159406	-29%
May	208501	164735	-21%
June	188601	179367	-5%
July			
August			
September			
October			
November			
December			
Year To Date	1199429	1089886	-9%

