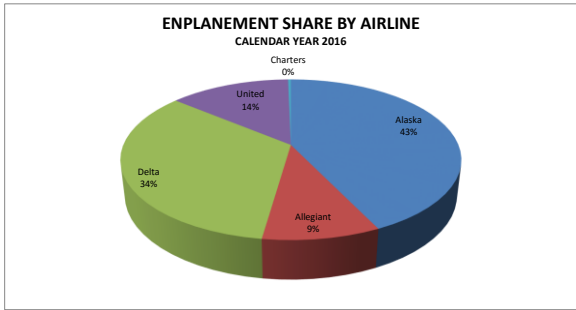
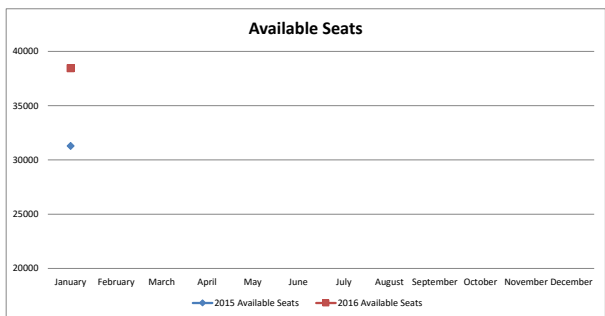


Enplanements	ALASKA AIRLINES			ALLEGiant AIRLINES			DELTA AIRLINES			UNITED AIRLINES			CHARTERS	
	2015	2016	% Change	2015	2016	% Change	2015	2016	% Change	2015	2016	% Change	2015	2016
January	11538	12311	7%	2815	2711	-4%	7528	9702	29%	3993	3926	-2%	255	91
February														
March														
April														
May														
June														
July														
August														
September														
October														
November														
December														
Year To Date	11538	12311	7%	2815	2711	-4%	7528	9702	29%	3993	3926	-2%	255	91

	TOTAL		
	2015	2016	% Change
January	26129	28741	10%
February			
March			
April			
May			
June			
July			
August			
September			
October			
November			
December			
Year To Date	26129	28741	10%



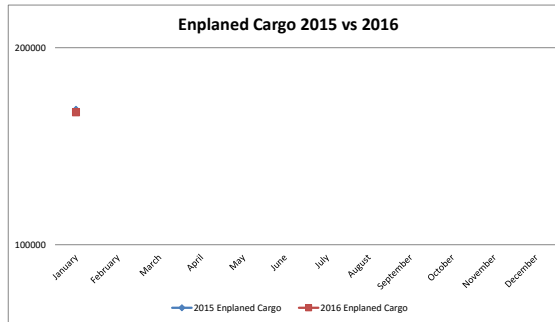
Available Seats	ALASKA AIRLINES			ALLEGiant AIRLINES			DELTA AIRLINES			UNITED AIRLINES			TOTAL		
	2015	2016	% Change	2015	2016	% Change	2015	2016	% Change	2015	2016	% Change	2015	2016	% Change
January	13680	15808	16%	3168	3316	5%	9654	14099	46%	4794	5230	9%	31296	38453	23%
February															
March															
April															
May															
June															
July															
August															
September															
October															
November															
December															
Year To Date	13680	15808	16%	3168	3316	5%	9654	14099	46%	4794	5230	9%	31296	38453	23%



AIRLINE	2015			2016		
	AVAILABLE SEATS	ENPLANED PAX	LOAD FACTOR	AVAILABLE SEATS	ENPLANED PAX	LOAD FACTOR
ALASKA	13680	11538	84%	15808	12311	78%
ALLEGiant	3168	2815	89%	3316	2711	82%
DELTA	9654	7528	78%	14099	9702	69%
UNITED	4794	3993	83%	5230	3926	75%
ALL AIRLINES	31296	25874	83%	38453	28650	75%

Enplaned Cargo	ALASKA AIRLINES			FEDEX			UPS		
	2015	2016	%Change	2015	2016	%Change	2015	2016	%Change
January	2982	2739	-8%	127620	128453	1%	37914	36038	-5%
February									
March									
April									
May									
June									
July									
August									
September									
October									
November									
December									
Year To Date	2982	2739	-8%	127620	128453	1%	37914	36038	-5%

Enplaned Cargo	2015	TOTAL 2016	%Change
	January	168516	167230
February			
March			
April			
May			
June			
July			
August			
September			
October			
November			
December			
Year To Date	168516	167230	-1%



Deplaned Cargo	ALASKA AIRLINES			FEDEX			UPS		
	2015	2016	%Change	2015	2016	%Change	2015	2016	%Change
January	7286	7757	6%	97558	106873	10%	96850	84603	-13%
February									
March									
April									
May									
June									
July									
August									
September									
October									
November									
December									
Year To Date	7286	7757	6%	97558	106873	10%	96850	84603	-13%

Deplaned Cargo	2015	TOTAL 2016	%Change
	January	201694	199233
February			
March			
April			
May			
June			
July			
August			
September			
October			
November			
December			
Year To Date	201694	199233	-1%

