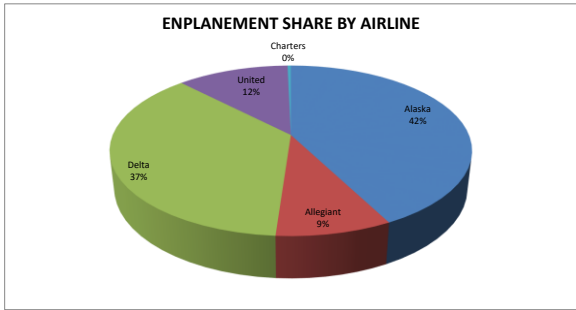
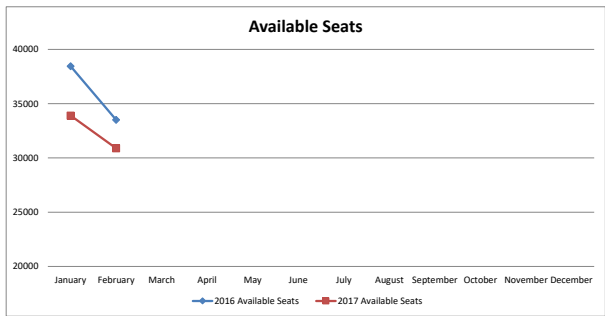


Enplanements	ALASKA AIRLINES			ALLEGiant AIRLINES			DELTA AIRLINES			UNITED AIRLINES			CHARTERS	
	2016	2017	% Change	2016	2017	% Change	2016	2017	% Change	2016	2017	% Change	2016	2017
January	12311	12013	-2%	2711	2524	-7%	9702	9937	2%	3926	3310	-16%	91	190
February	11018	10536	-4%	2592	2119	-18%	8924	9530	7%	3224	3035	-6%		
March														
April														
May														
June														
July														
August														
September														
October														
November														
December														
Year To Date	23329	22549	-3%	5303	4643	-12%	18626	19467	5%	7150	6345	-11%	91	190

	2016	TOTAL 2017	% Change
January	28741	27974	-3%
February	25758	25220	-2%
March			
April			
May			
June			
July			
August			
September			
October			
November			
December			
Year To Date	54499	53194	-2%

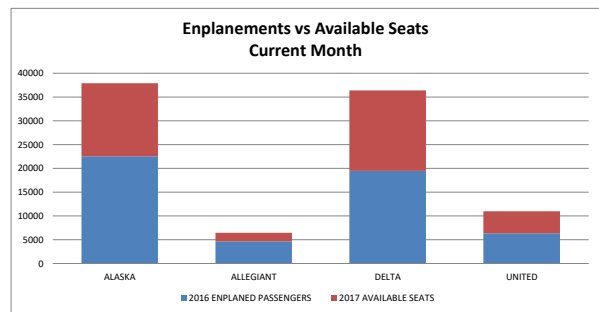


Available Seats	ALASKA AIRLINES			ALLEGiant AIRLINES			DELTA AIRLINES			UNITED AIRLINES			TOTAL		
	2016	2017	% Change	2016	2017	% Change	2016	2017	% Change	2016	2017	% Change	2016	2017	% Change
January	15808	13984	-12%	3316	3426	3%	14099	12297	-13%	5230	4200	-20%	38453	33907	-12%
February	14820	12768	-14%	2828	2608	-8%	11799	11844	0%	4062	3666	-10%	33509	30886	-8%
March															
April															
May															
June															
July															
August															
September															
October															
November															
December															
Year To Date	30628	26752	-13%	6144	6034	-2%	25898	24141	-7%	9292	7866	-15%	71962	64793	-10%



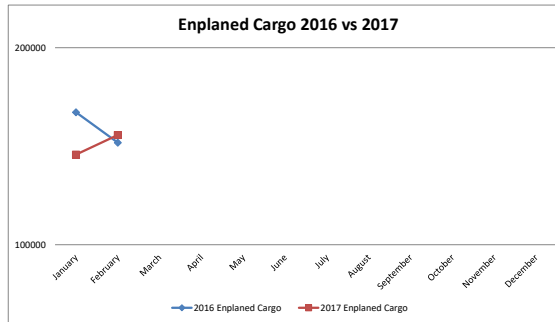
AIRLINE	2016		
	AVAILABLE SEATS	ENPLANED PAX	LOAD FACTOR
ALASKA	14820	11018	74%
ALLEGiant	2828	2592	92%
DELTA	11799	8924	76%
UNITED	4062	3224	79%
ALL AIRLINES	33509	25758	77%

AIRLINE	2017		
	AVAILABLE SEATS	ENPLANED PAX	LOAD FACTOR
ALASKA	12768	10536	83%
ALLEGiant	2608	2119	81%
DELTA	11844	9612	81%
UNITED	3666	3035	83%
ALL AIRLINES	30886	25302	82%



Enplaned Cargo	ALASKA AIRLINES			FEDEX			UPS		
	2016	2017	%Change	2016	2017	%Change	2016	2017	%Change
January	2739	2721	-1%	128453	110993	-14%	36038	32039	-11%
February	2671	1404	-47%	115931	113808	-2%	33213	40488	22%
March									
April									
May									
June									
July									
August									
September									
October									
November									
December									
Year To Date	5410	4125	-24%	244384	224801	-8%	69251	72527	5%

Enplaned Cargo	2016	TOTAL 2017	%Change
January	167230	145753	-13%
February	151815	155700	3%
March			
April			
May			
June			
July			
August			
September			
October			
November			
December			
Year To Date	319045	301453	-6%



Deplaned Cargo	ALASKA AIRLINES			FEDEX			UPS		
	2016	2017	%Change	2016	2017	%Change	2016	2017	%Change
January	7757	6183	-20%	106873	75509	-29%	84603	73617	-13%
February	8760	7160	-18%	90126	68804	-24%	80259	71381	-11%
March									
April									
May									
June									
July									
August									
September									
October									
November									
December									
Year To Date	16517	13343	-19%	196999	144313	-27%	164862	144998	-12%

Deplaned Cargo	2016	TOTAL 2017	%Change
January	199233	155309	-22%
February	179145	147345	-18%
March			
April			
May			
June			
July			
August			
September			
October			
November			
December			
Year To Date	378378	302654	-20%

