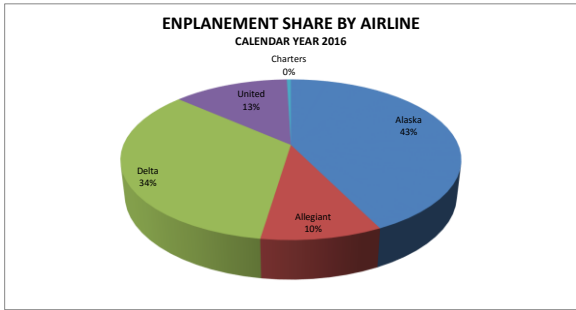
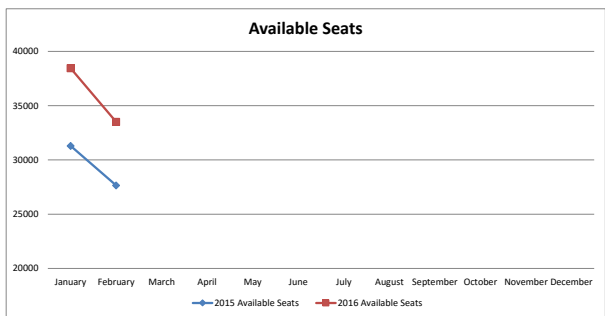


Enplanements	ALASKA AIRLINES			ALLEGiant AIRLINES			DELTA AIRLINES			UNITED AIRLINES			CHARTERS	
	2015	2016	% Change	2015	2016	% Change	2015	2016	% Change	2015	2016	% Change	2015	2016
January	11538	12311	7%	2815	2711	-4%	7528	9702	29%	3993	3926	-2%	255	91
February	10037	11018	10%	2595	2592	0%	7094	8924	26%	3359	3224	-4%	142	159
March														
April														
May														
June														
July														
August														
September														
October														
November														
December														
Year To Date	21575	23329	8%	5410	5303	-2%	14622	18626	27%	7352	7150	-3%	397	250

	TOTAL		
	2015	2016	% Change
January	26129	28741	10%
February	23227	25917	12%
March			
April			
May			
June			
July			
August			
September			
October			
November			
December			
Year To Date	49356	54658	11%



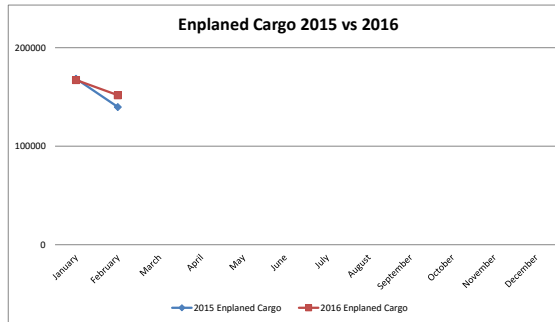
Available Seats	ALASKA AIRLINES			ALLEGiant AIRLINES			DELTA AIRLINES			UNITED AIRLINES			TOTAL		
	2015	2016	% Change	2015	2016	% Change	2015	2016	% Change	2015	2016	% Change	2015	2016	% Change
January	13680	15808	16%	3168	3316	5%	9654	14099	46%	4794	5230	9%	31296	38453	23%
February	11856	14820	25%	2998	2828	-6%	8884	11799	33%	3916	4062	4%	27654	33509	21%
March															
April															
May															
June															
July															
August															
September															
October															
November															
December															
Year To Date	25536	30628	20%	6166	6144	0%	18538	25898	40%	8710	9292	7%	58950	71962	22%



AIRLINE	2015			2016		
	AVAILABLE SEATS	ENPLANED PAX	LOAD FACTOR	AVAILABLE SEATS	ENPLANED PAX	LOAD FACTOR
ALASKA	11856	10037	85%	14820	11018	74%
ALLEGiant	2998	2595	87%	2828	2592	92%
DELTA	8884	7094	80%	11799	8924	76%
UNITED	3916	3359	86%	4062	3224	79%
ALL AIRLINES	27654	23085	83%	33509	25758	77%

Enplaned Cargo	ALASKA AIRLINES			FEDEX			UPS		
	2015	2016	%Change	2015	2016	%Change	2015	2016	%Change
January	2982	2739	-8%	127620	128453	1%	37914	36038	-5%
February	2096	2671	27%	108172	115931	7%	29545	33213	12%
March									
April									
May									
June									
July									
August									
September									
October									
November									
December									
Year To Date	5078	5410	7%	235792	244384	4%	67459	69251	3%

Enplaned Cargo	2015	TOTAL 2016	%Change
January	168516	167230	-1%
February	139813	151815	9%
March			
April			
May			
June			
July			
August			
September			
October			
November			
December			
Year To Date	308329	319045	3%



Deplaned Cargo	ALASKA AIRLINES			FEDEX			UPS		
	2015	2016	%Change	2015	2016	%Change	2015	2016	%Change
January	7286	7757	6%	97558	106873	10%	96850	84603	-13%
February	9610	8760	-9%	91255	90126	-1%	76283	80259	5%
March									
April									
May									
June									
July									
August									
September									
October									
November									
December									
Year To Date	16896	16517	-2%	188813	196999	4%	173133	164862	-5%

Deplaned Cargo	2015	TOTAL 2016	%Change
January	201694	199233	-1%
February	177148	179145	1%
March			
April			
May			
June			
July			
August			
September			
October			
November			
December			
Year To Date	378842	378378	0%

