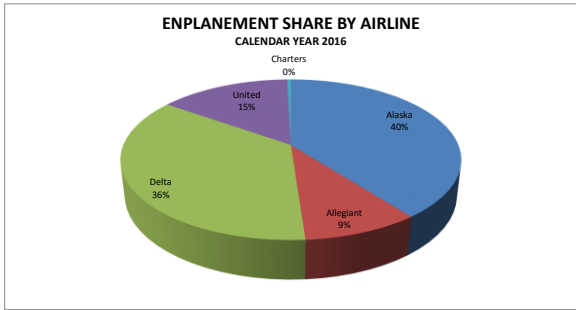
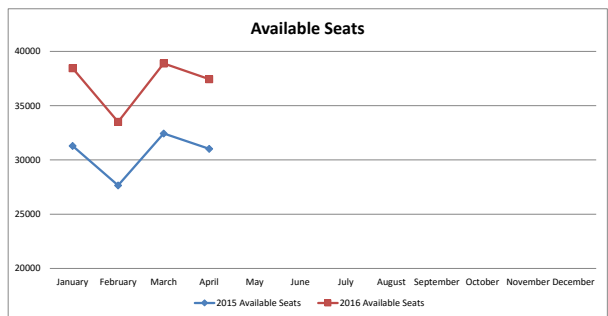


Enplanements	ALASKA AIRLINES			ALLEGiant AIRLINES			DELTA AIRLINES			UNITED AIRLINES			CHARTERS	
	2015	2016	% Change	2015	2016	% Change	2015	2016	% Change	2015	2016	% Change	2015	2016
January	11538	12311	7%	2815	2711	-4%	7528	9702	29%	3993	3926	-2%	255	91
February	10037	11018	10%	2595	2592	0%	7094	8924	26%	3359	3224	-4%	142	159
March	11611	10962	-6%	3126	2904	-7%	8346	11205	34%	5345	4729	-12%	208	66
April	10146	10543	4%	2681	2423	-10%	8364	10933	31%	4391	4942	13%	44	144
May														
June														
July														
August														
September														
October														
November														
December														
Year To Date	43332	44834	3%	11217	10630	-5%	31332	40764	30%	17088	16821	-2%	649	460

	2015	TOTAL 2016	% Change
January	26129	28741	10%
February	23227	25917	12%
March	28636	29866	4%
April	25626	28985	13%
May			
June			
July			
August			
September			
October			
November			
December			
Year To Date	103618	113509	10%



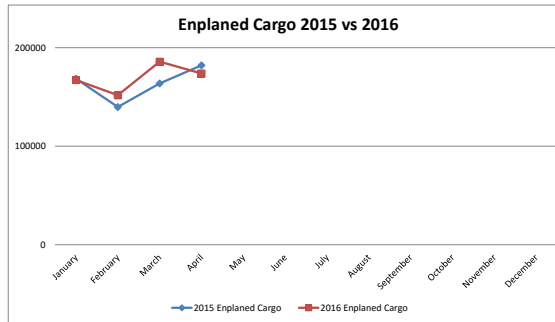
Available Seats	ALASKA AIRLINES			ALLEGiant AIRLINES			DELTA AIRLINES			UNITED AIRLINES			TOTAL		
	2015	2016	% Change	2015	2016	% Change	2015	2016	% Change	2015	2016	% Change	2015	2016	% Change
January	13680	15808	16%	3168	3316	5%	9654	14099	46%	4794	5230	9%	31296	38453	23%
February	11856	14820	25%	2998	2828	-6%	8884	11799	33%	3916	4062	4%	27654	33509	21%
March	13528	15428	14%	3310	3124	-6%	9514	14540	53%	6086	5800	-5%	32438	38892	20%
April	13072	14516	11%	3332	2788	-16%	9516	13940	46%	5102	6202	22%	31022	37446	21%
May															
June															
July															
August															
September															
October															
November															
December															
Year To Date	52136	60572	16%	12808	12056	-6%	37568	54378	45%	19898	21294	7%	122410	148300	21%



AIRLINE	2015			2016		
	AVAILABLE SEATS	ENPLANED PAX	LOAD FACTOR	AVAILABLE SEATS	ENPLANED PAX	LOAD FACTOR
ALASKA	13072	10146	78%	14516	10543	73%
ALLEGiant	3332	2681	80%	2788	2423	87%
DELTA	9516	8364	88%	13940	10933	78%
UNITED	5102	4391	86%	6202	4942	80%
ALL AIRLINES	31022	25582	82%	37446	28841	77%

Enplaned Cargo	ALASKA AIRLINES			FEDEX			UPS		
	2015	2016	%Change	2015	2016	%Change	2015	2016	%Change
January	2982	2739	-8%	127620	128453	1%	37914	36038	-5%
February	2096	2671	27%	108172	115931	7%	29545	33213	12%
March	2480	2769	12%	129425	144127	11%	31780	38899	22%
April	2579	1724	-33%	147040	135395	-8%	32451	36752	13%
May									
June									
July									
August									
September									
October									
November									
December									
Year To Date	10137	9903	-2%	512257	523906	2%	131690	144902	10%

Enplaned Cargo	2015	TOTAL 2016	%Change
January	168516	167230	-1%
February	139813	151815	9%
March	163685	185795	14%
April	182070	173871	-5%
May			
June			
July			
August			
September			
October			
November			
December			
Year To Date	654084	678711	4%



Deplaned Cargo	ALASKA AIRLINES			FEDEX			UPS		
	2015	2016	%Change	2015	2016	%Change	2015	2016	%Change
January	7286	7757	6%	97558	106873	10%	96850	84603	-13%
February	9610	8760	-9%	91255	90126	-1%	76283	80259	5%
March	7663	5976	-22%	99607	106056	6%	90353	95968	6%
April	7036	6258	-11%	133865	69457	-48%	84961	83691	-1%
May									
June									
July									
August									
September									
October									
November									
December									
Year To Date	31595	28751	-9%	422285	372512	-12%	348447	344521	-1%

Deplaned Cargo	2015	TOTAL 2016	%Change
January	201694	199233	-1%
February	177148	179145	1%
March	197623	208000	5%
April	225862	159406	-29%
May			
June			
July			
August			
September			
October			
November			
December			
Year To Date	802327	745784	-7%

